



# Guidelines for creating a UDL Virtual Learning Environment

## Background

Explore the accessibility tools which give limited changes to font and background colour.



## Media Files



Add alt text for images at the point of image upload to the virtual media library.

Make text transcripts for audio content available as links where you have audio content.

Use captions for video content.

## Font

Choose the larger font size if appropriate.




Use the heading structures on the page.

## Organisation

Create a logical structure to your page.

Use suitable headings for each section.



## Content

Upload materials in multiple formats.



Incorporate different sources of information (video, audio as well as journal articles etc.).

Consider using collapsed topics or a grid layout so page is not crowded with text.

## Use Blocks

Add blocks to your page to assist students easily link to important webpages and information.



## Time Management

Make use of the calendar to encourage students to manage their learning.

